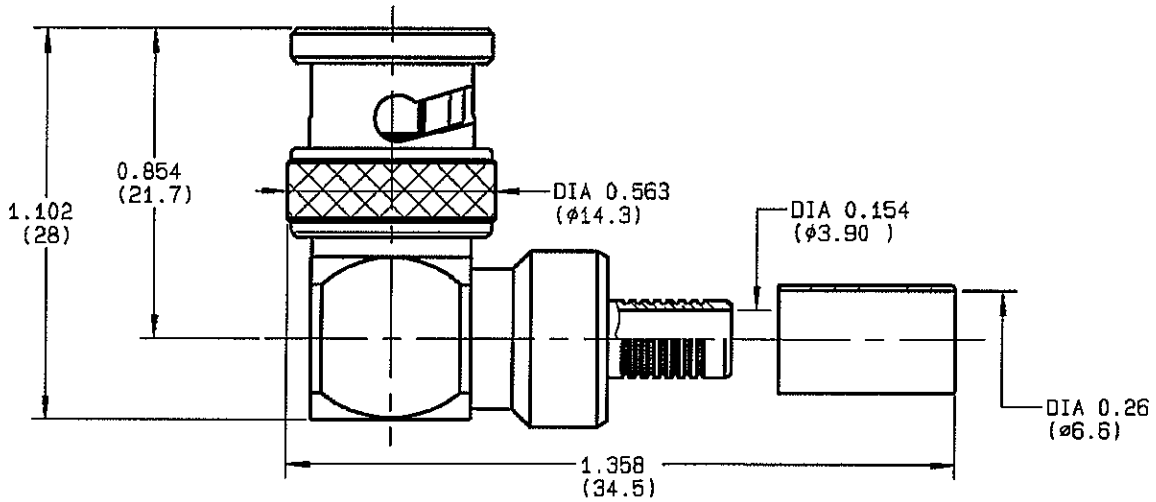


**RIGHT ANGLE PLUG CRIMP TYPE
CABLE 6/75+93**

R142.184.000
SERIES **BNC 75**



NOMINAL IMPEDANCE	75 Ω	CABLES : KX 6A
FREQUENCY RANGE	0-1.5 GHz	RG 59
TEMPERATURE RATING	-65/+165 °C	
V.S.W.R	1.65 + 0 x F(GHz)Maxi	
RF INSERTION LOSS	0.175 √F(GHz) dB Maxi	
VOLTAGE RATING	500 Veff Maxi	
DIELECTRIC WITHSTANDING VOLTAGE	1500 Veff Mini	
INSULATION RESISTANCE	5000 MΩMini	OTHERS CHARACTERISTICS
HERMETIC SEAL	NA Atm.cm ³ /s	CABLE RETENTION 136 N Mini
LEAKAGE (pressurized only)	NA	CENTER CONTACT RETENTION
MECHANICAL DURABILITY	500 Cycles	Axial force - mating end 27 N Mini
WEIGHT	24 gr	Axial force - opposite end NA N Mini
SPECIFICATION		Torque NA cm.N Mini
		RECOMMENDED TORQUES
		Mating 450 cm.N
		Panel nut NA cm.N
		Clamp nut NA cm.N

CONNECTOR PARTS	MATERIALS	FINISH	(all values are given) (in micrometers)
BODY	BRASS	NICKEL 2	
OUTER CONTACT			
CENTER CONTACT	BERYLLIUM COPPER, BRASS	GOLD 0.5 OVER NICKEL 2	
INSULATOR	PTFE	-	
GASKET	SILICONE RUBBER	-	
OTHERS PIECES	BRASS	NICKEL 2	

PERRIN

ISSUE
0534B02

CREATION DATE
02/04/1984

FILE PART-NUMBER



RADIALL®

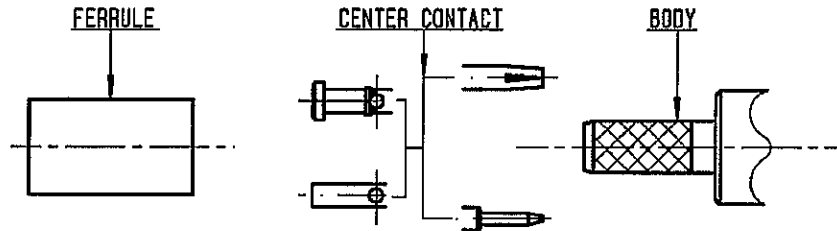
The information given here is subject to change without notice.
Design changes may be in order to improve the product.

Connect to the future



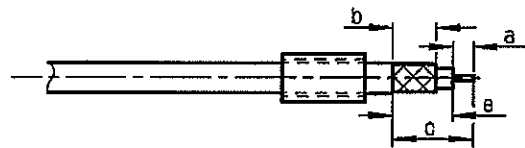
R142.184.000

ISSUE 0534B02 SERIES BNC 75



①

Slide ferrule onto cable
Strip the cable .

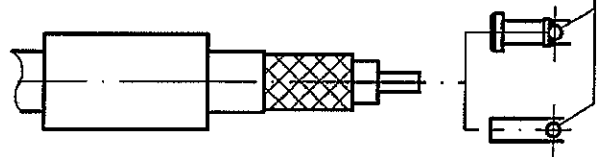


Stripping	a	b	c	d	e
inch	0.157	0.433	0.591	0	0
mm	4	11	15		

②

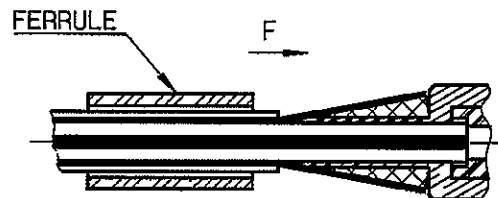
Slide center contact on until it bottoms against cable dielectric .
Solder or crimp center contact .
Crimping tool : R282 223 000 (Hex. : 0.068)
or R282 293 000 (M22520/5-01)
+ dies R282 235 013 (M22520/5-13) .

SOLDER / CRIMPING



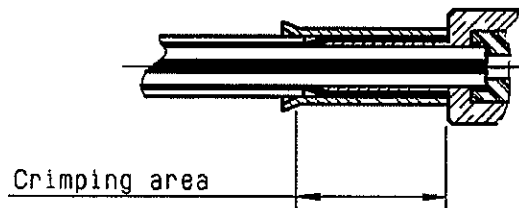
③

Fan the braid .
Slide cable into the body until bottoms against insulator .
Slide ferrule over the braid .
(In direction F)



④

Crimp the ferrule with crimping tool R 282 223 000 (Hex. : 0.255) or crimping tool R282 293 000 (M22520/5-01) + dies R282 235 013 (M22520/5-13)
Cut excess of braid if necessary .



PERRIN