


## CLASSix Keystone Tool-Less Jacks

### *Features*



- FCC and IEC compliant
- STP and UTP designs
- Tool-less termination for UTP & STP models
- Conform to ANSI/TIA/EIA-568-B.2-1, ISO/IEC 11801 2nd Edition (2002) and CENELEC EN50173 (2002) for Category 6/Class E
- Simple assembly and installation for reliable performance
- Compatible with a variety of international faceplates and patch panels, as per IEC 60603-7 (603-7)

### **SMART CLASSix**

RiT SMART CLASSix™ Jacks are part of the RiT SMART CLASSix Cabling System™, featuring Category 6 performance. The system is designed to conform to ANSI/TIA/EIA-568-B.2, ISO/IEC 11801 2<sup>nd</sup> edition (2002) and CENELEC EN50173 (2002) for Category 6/Class E.

## **CLASSix Keystone Tool-Less Jacks**

### ***Description***



As part of the RiT Keystone-Type Modular Jack Communications Outlet Family, Keystone-Type Jacks are cost-effective building blocks for your cabling system. The jacks can be used with both communications outlets and patch panels to maximize the flexibility of your inventory.

Available for UTP & STP systems, CLASSix Jacks conform to ANSI/TIA/EIA-568-B.2-1, ISO/IEC 11801 2<sup>nd</sup> edition (2002) and CENELEC EN50173 (2002) Category 6, and are designed for high-speed applications such as ATM 622 Mbps, Gigabit Ethernet 1000 Mbps and future high-speed applications.

RiT's modular jacks are designed to make installation easy with tool-less termination. Jacks are compatible with a wide range of standard international faceplate and patch panels. The jacks support both solid and stranded wires and are UL listed. The jacks fit in standard IEC 60603-7 openings.

# CLASSix Keystone Tool-Less Jacks

## Specifications



T568A			T568B			Notes:
Pin No.	Wire Color	Pair No.	Wire Color	Pair No.		
1	White-Green	3	White-Orange	2	(1) Pin and pair numbers are per ANSI/TIA/EIA-568-A. (2) For Token-Ring applications use pins 3,6 & 4,5. (3) For 10 Base-T applications use pins 1,2 & 3,6.	
2	Green		Orange			
3	White-Orange	2	White-Green	3		
6	Orange		Green			
4	Blue	1	Blue	1		
5	White-Blue		White-Blue			
7	White-Brown	4	White-Brown	4		
8	Brown		Brown			

### Electrical Specifications

#### Category 6

##### Standard

ANSI/TIA/EIA-568-B.2-1, ISO/IEC 11801 2<sup>nd</sup> edition (2002) and CENELEC EN50173 (2002) for Category 6/Class E

##### Performance Requirements

Meets all connecting hardware requirements

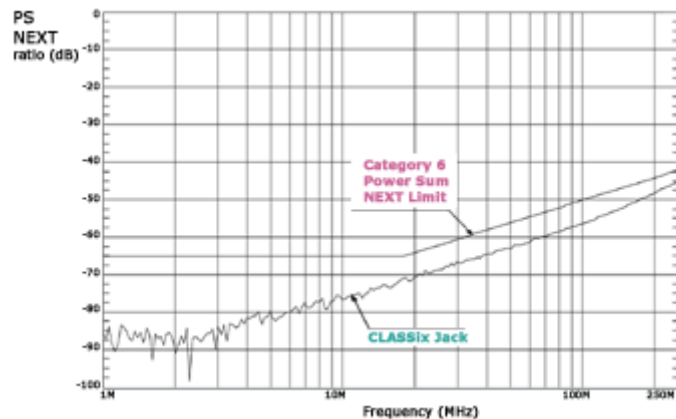
##### Measurement Procedure

Annex E

### CLASSix Jacks

PowerSum NEXT ratio plot is shown for worst pair. The following are typical Power Sum NEXT measurement results at 100, 200 and 250 MHz for all pairs.

Pairs	PowerSum NEXT (dB)		
	100 MHz	200 MHz	250 MHz
1-2	-55.98	-50	-47.75
3-6	-58.28	-50	-46
4-5	-56.18	-47.99	-44.97
7-8	-60.88	-52.77	-50



# CLASSix Keystone Tool-Less Jacks

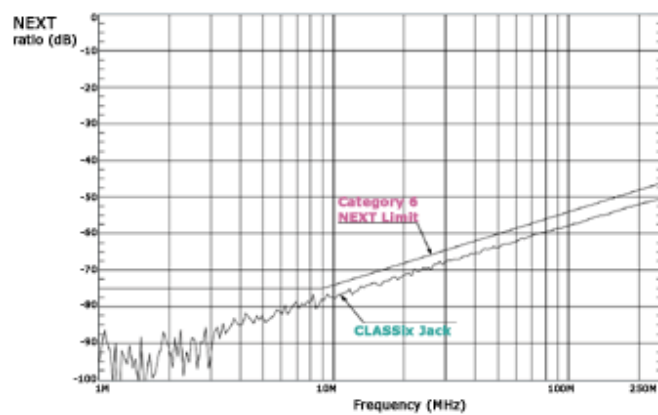
## Specifications

SMART  
CLASSix  
WARRANTY



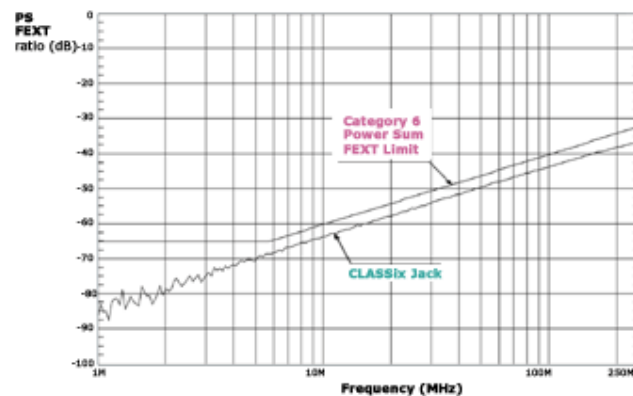
NEXT ratio plot is shown for worst pair combination. The following are typical NEXT measurement results at 100, 200 and 250 MHz for all pair combinations.

Pairs	NEXT (dB)		
	100 MHz	200 MHz	250 MHz
12-36	-61.43	-55.43	-51.65
12-45	-57.81	-51.91	-50.49
12-78	-68.31	-61.51	-59.88
36-45	-63.69	-52.14	-47.92
36-78	-64.88	-58.99	-56.87
45-78	-64.83	-54.79	-51.68



PowerSum FEXT ratio plot is shown for worst pair. The following are typical PowerSum FEXT measurement results at 100, 200 and 250 MHz for all pairs.

Pairs	PowerSum FEXT (dB)		
	100 MHz	200 MHz	250 MHz
1-2	-55.89	-49.44	-47.31
3-6	-43.49	-38.08	-36.7
4-5	-44.64	-39.61	-38.35
7-8	-44.73	-38.95	-37.32

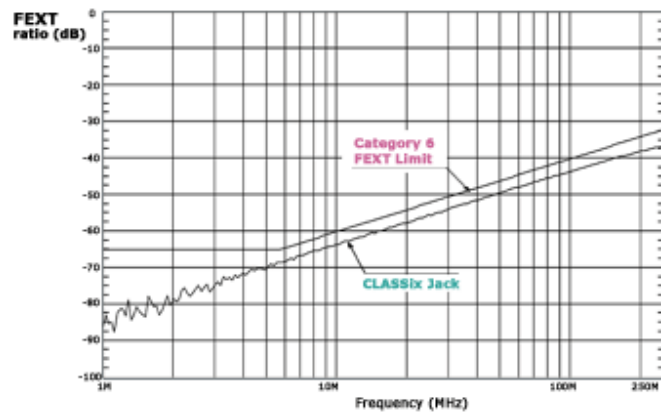


## CLASSix Keystone Tool-Less Jacks *Specifications*



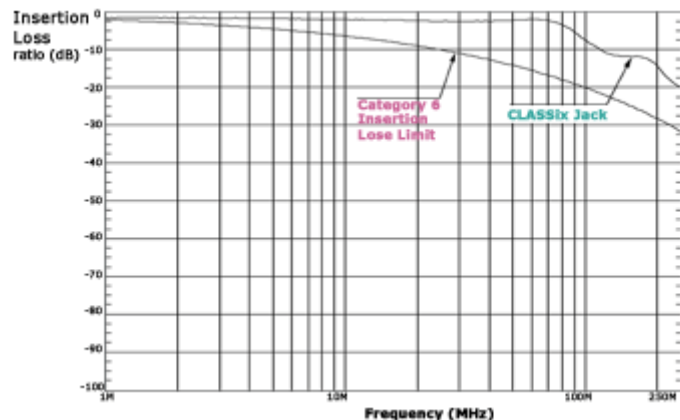
FEXT ratio plot is shown for worst pair combination. The following are typical FEXT measurement results at 100, 200 and 250 MHz for all pair combinations

Pairs	FEXT (dB)		
	100 MHz	200 MHz	250 MHz
12-36	-60.5	-53.8	-51.24
12-45	-59.80	-53.39	-51.56
12-78	-61.96	-55.82	-53.88
36-45	-46.56	-41.82	-40.86
36-78	-46.62	-40.67	-39.06
45-78	-49.5	-44.08	-42.43



Insertion Loss ratio plot is shown for worst pair. The following are typical Attenuation measurement results at 100, 200 and 250 MHz for all pairs.

Pairs	Insertion Loss (dB)		
	100 MHz	200 MHz	250 MHz
1-2	-0.3924	-0.8666	-0.1109
3-6	-0.6758	-0.1202	-0.1633
4-5	-0.0765	-0.1457	-0.1992
7-8	-0.0247	-0.4871	-0.7329



## CLASSix Keystone Tool-Less Jacks

### *Specifications*



#### General

#### Material

- **Jack Housing**

Polycarbonate UL 94V-0

- **Jack Contacts**

Phosphor bronze, 50 micro-inch gold plating over 800 micro-inch nickel

- **Wiring Block Housing**

Polycarbonate UL 94V-0

- **IDC Contacts**

Lead-tin plated phosphor bronze

- **Shielding**

Tin plate over steel

- **Flammability**

Conforms to UL 94V-0

- **Standards**

Jack openings comply with IEC 60603-7 and FCC 68.500