



LC-50-42-6060-19AA-G



The rack-mounted switchboard data cabinet type LC-50 is designed for the installation of passive and active elements of structured cabling systems. It is fully adapted and ready for assembly in data centers and building cold / hot aisle assemblies. The design intention is to provide a universal switchboard for various types of applications with high added value.

#### Basic construction

The LC-50 switchboard consists of a detachable skeleton, consisting of a bottom, a ceiling and four webs, to which horizontal partitions are attached. Vertical rails are attached to the partitions, which allow the installation of the device in the dimensional standard 19" with single-point locking.

## RACK CABINETS

### Folded LC-50

19" standard

IP 20

The design of the cabinet allows you to change the opening direction of the door. Removable sheet metal rear doors and side covers are attached to the same key as the door using cylinder locks. A cable passage with an installed dust brush is mounted in the rear wall.

In the ceiling and at the bottom there are openings for cable entry and hot air exhaust closed by break-out plugs. The blanking plugs can be removed from the openings by cutting the bridges that connect them to the bottom or ceiling of the cabinet. The hot air outlets are adapted for the installation of a VJ-R2, 4 or 6 ventilation unit. The cable supply openings allow the insertion of supply cables terminated with a three-phase plug.



LC-50-42-8080-19AA-G



### 19" vertical rails

The switchboard contains two pairs of 19" vertical rails with a print to identify the height of the mounted equipment. The design of the cabinet allows you to change the position of the vertical rails in the depth direction of the cabinet.

### Connecting switchboards into assemblies

On the sides of the cabinets, there are holes at the top and bottom that allow the cabinets to be connected into assemblies. Additional connecting material must be used to interconnect the two switchboards. Switchboards can be assembled into assemblies, rows, without the need to disassemble the side panels.

### Protection

IP 20 according to EN 60529.

Does not apply to cable entry with dust brush.

### Guaranteed load capacity

The maximum permissible total weight of the equipment mounted inside the switchboard must not exceed:

**1 360 kg**

for a cabinet with a depth of 1 000 mm built on legs, a base or directly on the floor (does not apply to a 24U cabinet height)

**1 000 kg**

for cabinet depth 600 mm or 800 mm at all heights on legs, base or directly on the floor and for 24U cabinet with a depth of 1 000 mm

**500 kg**

for a cabinet built on our type wheels

Load capacities are guaranteed with an even static load.



LC-50-42-6060-19AA-G



LC-50-42-8080-19AA-G

### Establishment and settlement

Each cabinet includes four height-adjustable leveling feet. These allow you to set up the cabinet on an uneven floor. If these feet are not used, a switchboard can be built to the floor directly. There is no switchboard at the bottom protruding elements.

### Enclosure ground connection

All components of the switchboard are interconnected in a conductive manner. The conductive connection of the doors and side covers to the switchboard frame is made by means of earthing cables with a cross-section of 6 mm<sup>2</sup> for a maximum current load of 63 A. At a higher current load of the switchboard earth cables with a larger cross-section must be used.

### Corrosion protection of the cabinet

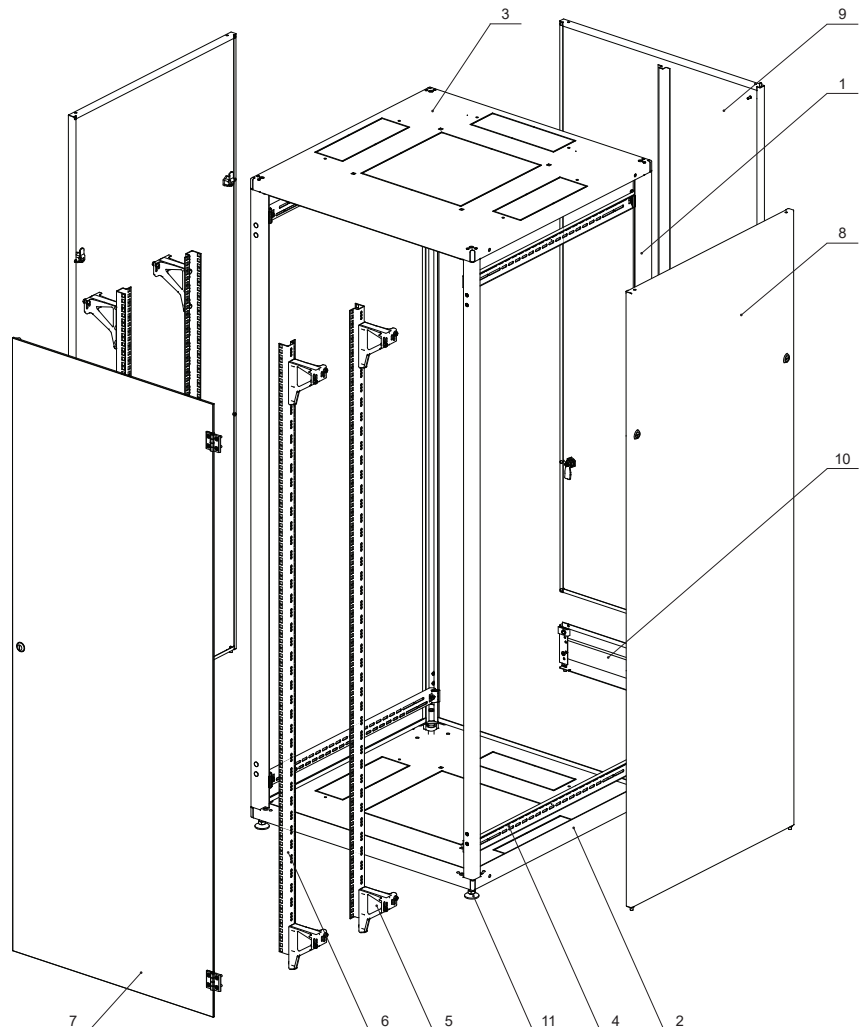
As standard, the cabinets are supplied with a powder coating in light gray RAL 7035 or black RAL 9005. Internal mounting parts, such as 19" vertical rails and partitions, are plated with Al-Zn alloy.


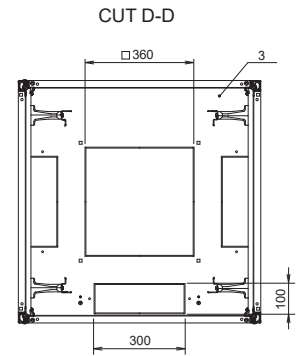
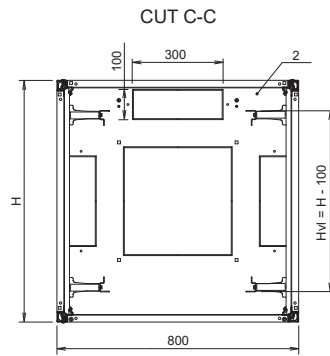
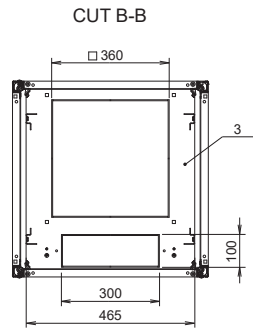
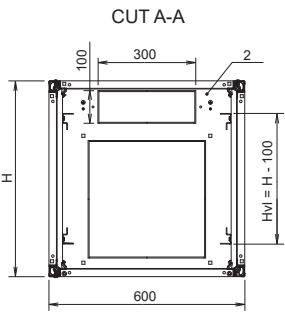
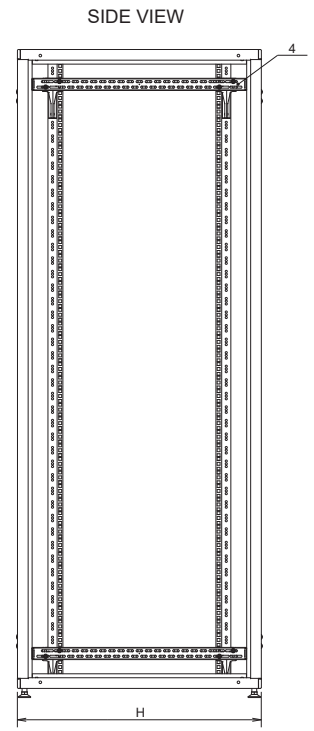
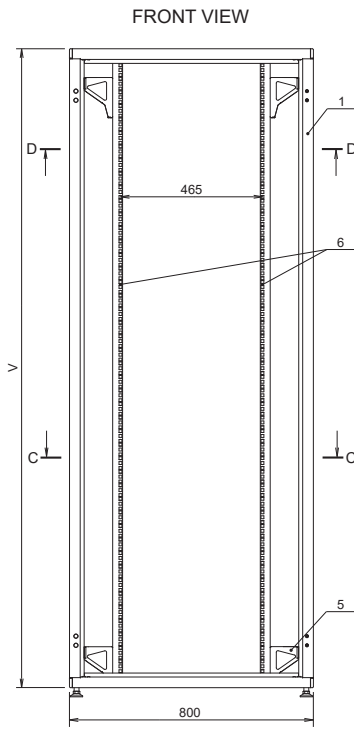
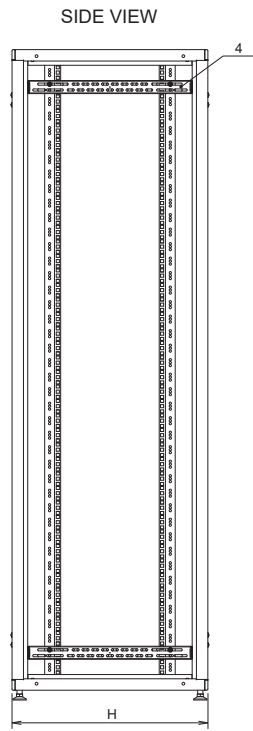
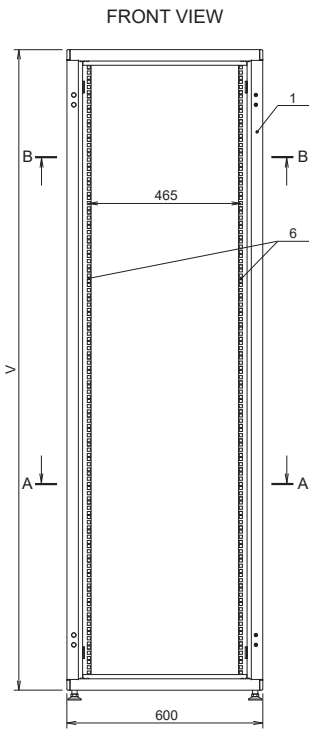
### Accessories

It is possible to order a large width of standard 19" accessories for the cabinet, such as shelves, plugs, lashing panels and many other products, including special accessories at the customer's request.


### Package contains:

- 1 web of skeleton / frame
- 2 bottoms with cable passage and preparation for installation of ventilation unit (breakout)
- 3 ceiling with cable passage and preparation for installation of ventilation unit (breakout)
- 4 partitions for mounting 19" rails
- 5 holder 19" vertical blades
- 6 vertical bar
- 7 all-glass doors fitted with a single-point cylinder lock
- 8 side hinged cover fitted with a single-point cylinder lock
- 9 rear doors fitted with single-point cylinder locks
- 10 cable gland with dust brush, designed for mounting under or above the rear door
- 11 height-adjustable foot







Ceiling width 600 mm



Ceiling width 800 mm




Bottom width 600 mm




Bottom width 800 mm



| Height (in U) | Depth (in mm) | Total height (in mm) | Part No. Grey RAL 7035 | Width (in mm) | Mass (in kg) |
|---------------|---------------|----------------------|------------------------|---------------|--------------|
| 24            | 600           | 1 163                | LC-50-24-6060-19AA-G   | 600           | 57           |
| 33            |               | 1 563                | LC-50-33-6060-19AA-G   | 600           | 75           |
| 42            |               | 1 963                | LC-50-42-6060-19AA-G   | 600           | 95           |
| 42            |               | 1 963                | LC-50-42-6080-19AA-G   | 600           | 110          |
| 24            | 800           | 1 163                | LC-50-24-8080-19AA-G   | 800           | 78           |
| 33            |               | 1 563                | LC-50-33-8080-19AA-G   | 800           | 90           |
| 42            |               | 1 963                | LC-50-42-8080-19AA-G   | 800           | 125          |
| 45            |               | 2 096                | LC-50-45-8080-19AA-G   | 800           | 128          |
| 42            | 1 000         | 1 963                | LC-50-42-6010-19AA-G   | 600           | 111          |
| 42            |               | 1 963                | LC-50-42-8010-19AA-G   | 800           | 128          |
| 45            |               | 2 096                | LC-50-45-8010-19AA-G   | 800           | 131          |



LC-50-42-6060-19AA-G



LC-50-42-8080-19AA-G